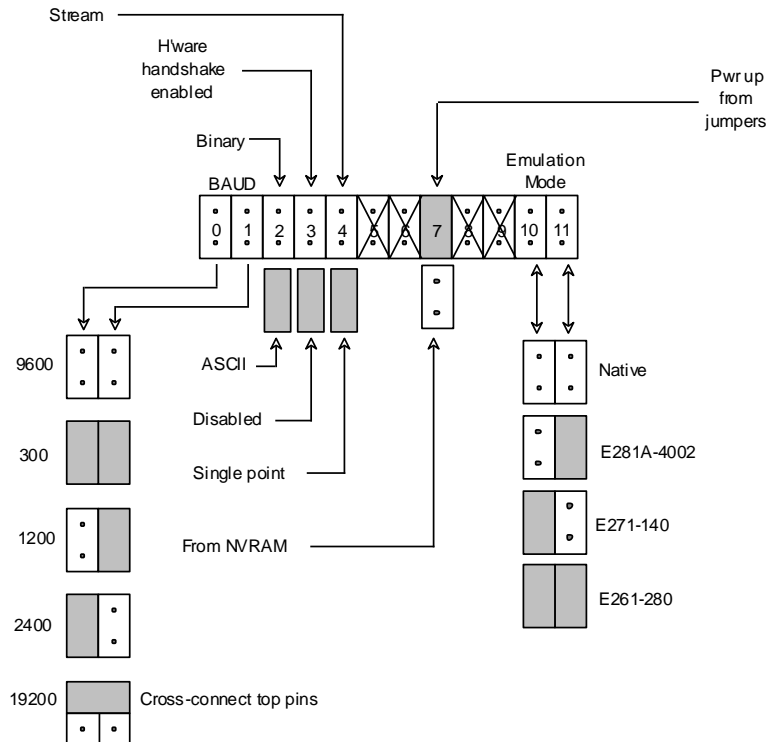
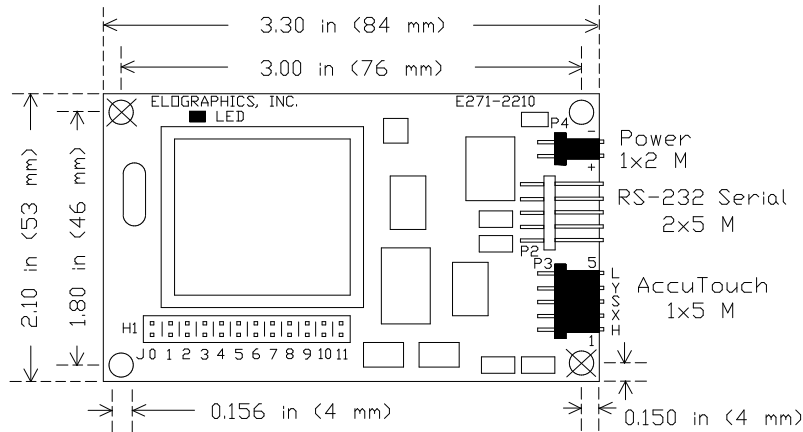


E271-2210 AccuTouch Serial Controller



E271-2210 Diagnostic LED (Yellow only)

Normal: Flashes 1.5 times per second; also lights with touches

Problem: Stays on solid

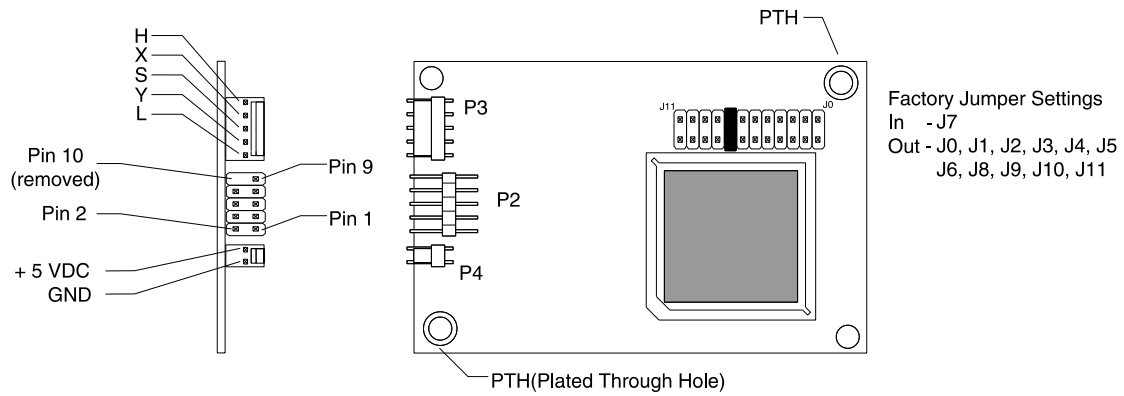
Host failed to remove data packet

Shorted touchscreen or wiring

Disconnect touchscreen and cycle power to detect

Problem: Flashes four times per second

Communications problem - Suspect BAUD, etc.

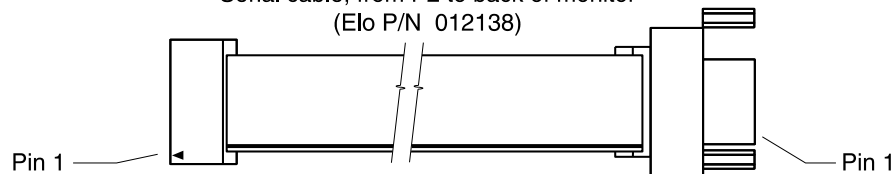


Connector	To
P2	RS-232 Serial Communication
P3	Touchscreen Cable
P4	Power Supply

<u>Power Requirements</u> 55mA @ +5VDC±10% standby, 160mA average with touch, 240mA peak.	
--	--

P2 Connections	Serial Communication Connections	
	DB 9	DB 25
1 Data Carrier Detect (DCD)	1	8
2 Data Set Ready (DSR)	6	6
3 Receive Data (RxD)	2	3
4 Ready To Send (RTS)	7	4
5 Transmit Data (TxD)	3	2
6 Clear To Send (CTS)	8	5
7 Data Terminal Ready (DTR)	4	20
8 N/C	9	22
9 Ground (GND)	5	7
10 Key	N/A	N/A

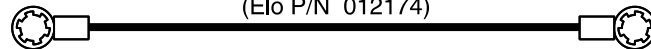
2x5 to DB9-Female Flat Ribbon Cable Assembly, 30 in.
Serial cable, from P2 to back of monitor
(Elo P/N 012138)



Two pin Red/Black flying lead - From P4 to power source
(Elo P/N 012111)



Cable, Ground with Ring Terminals - from PTH to Frame Ground
(Elo P/N 012174)



Power Supply, Internal Mount, +5 VDC, International Power (not pictured)
(Elo P/N 004100-204-K1)